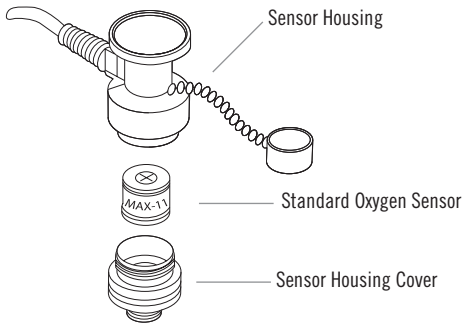
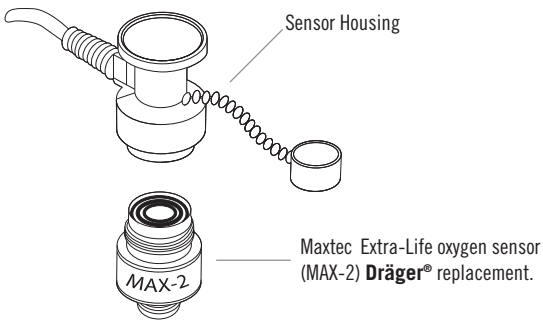


# MAX-2 Installation Guide



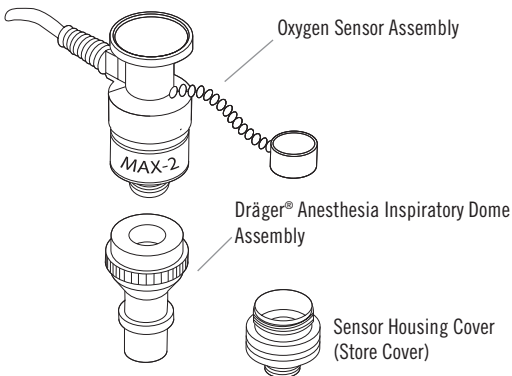
## STEP 1

Unscrew sensor housing cover; Remove sensor.



## STEP 2

Thread the Maxtec MAX-2 Extra-Life oxygen sensor into the sensor housing. Sensor housing cover is not required.



## STEP 3

The Maxtec sensor assembly can now be easily installed into the Dräger Anesthesia Dome Assembly (save the dome for later use, if necessary).

*Dräger® is a registered trade name of it's respective corporation. Maxtec is not affiliated or endorsed by Dräger®*